



4246

10
5
10
1

.....	97
.....	104
.....	108
.....	117
.....	155
.....	162
.....	165
.....	2

30

				-739,733.17
-990,956.03	-616,919.69	62,825.75		
₺		2019	-2021	

40

	374.43	478.29	316.13	47.64
	₺	₺		
	43.30	40.62	57.39	12.32
	₺	₺		
	28.53	198.81	83.07	10.16
0.97	2.00	1.61	0.11	

50

	2022		793.49	
1,593.39	49.80%			₺
	2021	2022	2023	2024
				1-3

2022 11 58
 / 60 / 2023 2024

2021 2022 2023 2024 1-3
 93,900.00 / 379,754.15 /
 168,481.21 / 78,738.36 /

MQ.8 MQ.4
 MQ.7
 30
 2023 3 17

[2023]34 2022 12 31

“
 50% ” 2021

	*4243034053+	4243034053	
	12,555,113.31	2,055,365.20	16.37%
	5,903,611.59	140,662.10	2.38%
	3,744,293.56	1,246,783.51	33.30%

“ 2022 12 31
 ”

MQ.7

2020 2021

	*4242034053+	4243034053	4243033052	4243034053
	31.58	461.09	-597.09	1,255.51
	768.53	-	-30.84	665.15
	663.06	461.39	-566.25	590.36
	354.96	-	-0.74	374.43
	9.00	0.55	-	47.14
	21.68	0.55	0.93	31.18
	11.31	0.55	0.97	28.53

1

2021 12 30

2021 240

100%

566.25

2021 11

30

2021

:

*4242034053+

4243033052

1,431.58

597.09

41.71%

663.06

566.25

85.40%

s

2022

1/2

10

10BP

“

”

/ / / /
/ /

/

/

“

8,541,156.22	8,554,384.76	75.37%
68.00%	68.79%	67.50%
2023	2024	3
1,142,440.48	1,198,536.53	1,184,596.49
576,625.80	470,171.56	2,159,917.44

	374.43	478.29	316.13	47.64
	43.30	40.62	57.39	12.32
	28.53	198.81	83.07	10.16
0.97	2.00	1.61	0.11	

1.

20

6.

2021 12 30

2021

2022 1 24 “ ”

“ ”

2022 6 23

“

”

1.

2021

130.00

“ ”

2024

	34.00	16.70
17.30		
	2024 CP100	
10	1,000,000,000.00RMB	
5	500,000,000.00RMB	
10	1,000,000,000.00RMB	
1		
365	/366	
100		

	2025 7 24
	2025 7 24
	5 “ ”
	“ ”

1.

2024

“ ”

2.

1,000.00

1,000.00

1,000.00

1,000.00

3.

2024 7 23 9 00 18 00

30

18:30

1.

2.

C

C

1. 2024 7 24 17:00

2.

2024

“

”

3. 2024 7 24 17:00

“

”

9099990112104001

103100000026

2024

“ ” “ ”

4.

2024 7 25

2024

2025	12,000.00	2024-1-18	2025-1-17	12,000.00
1				

34.222022

87.222022

775,300

775,300

916300007105860692

2001 4 17

630000100016239

128

5 501

810001

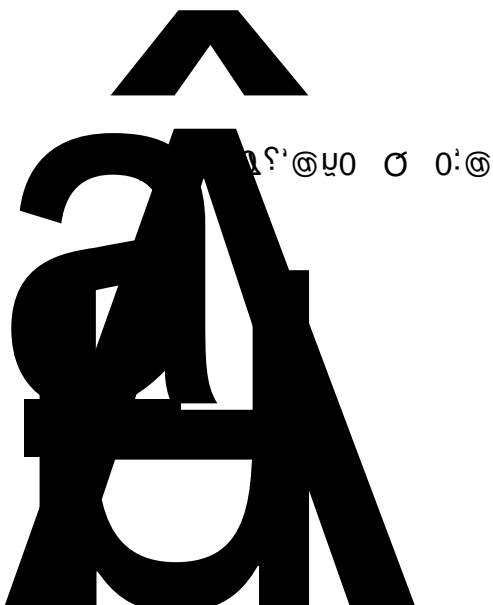
h

80

.LAP.

(0°

g ..



			2005	110		2005	12
28	“				”	“	
		”					
1.2002	5						
2002	5	29			23,000.00		
		25,000					
2.2006	2						
2006	2	25					



7.2017 7 19
 2017 7 19
 2017 130
 1.00% 600

600.00

453,600.00

8.2018 9
 2018 9 28

2018 232
 43,400.00

	[2023]34	2022	12	31
12.2023	5			
2023	5	29		
(2023	92)	(
	:916300007105860692)			
		587,000		775,300

1.

	*4242034053+	4243034053	4243033052	4243034053
	1,431.58	461.39	-597.09	1,255.51
	768.53	-	-30.84	665.15
	663.06	461.39	-566.25	590.36
	354.96	-	-0.74	374.43
	9.00	0.55	-	47.14
	21.68	0.55	0.93	31.18
	11.31	0.55	0.97	28.53

2021

2021

2020

176.07




12.30%

9	35,000.00	100.00%
---	-----------	---------

2024

16	316,100.00	50.62%
----	------------	--------

			2023		52.31
	24.50		27.81	2023	
5.35		-0.19			
4					
			2010	9	2,000.00
	11.43		9.31		2023
	0.03			2.12	2023
5					
				2002	11
45,000.00					
					2023
	11.58		5.24		6.34
2023		1.18	0.85		
2.			50%		
	50%				
	2023	3			
	50%				
1					
				70.00%	



4245

1 1,305,106.91 21.20%

2 112,956.98 29.56%

ì

4.

5.

1.

7

1

1

1

1

1

“

”

1

2

3

4

5

6

7

8

2.

9

5

1

4

1

17

18

19

3.

11

4.

5

3

2

1

2

3

4

5

6

7

8

9

10

11

1.

2.

3.

4.

2024	3	10,479	
		7,670	73.19%
		2,809	26.81%

)

(

2021	2022	2023	2024	1-3
374.43	478.29	316.13	47.64	

%

2

5,856.00

5.4

97%

60 /

1,445.01

70 /

2,259.90

	C6300002009066120022093	C1000002008086110000467
		/
	60 /	440 /
	1445.011	2259.2156
	2019.4.3-2035.9.30	2023.11.30-2037.10.8

3

-

-

-

-

5

<

	434.5
	40
	17

	4.5
	4
	722

500.00

<

	4246	4245	4244	4243
	500.00	500.00	500.00	500.00
	112.35	492.60	580.00	502.96
	89.88%	98.52%	116.00%	100.59%

2021

2022

2023

2024

502.96

580.00

492.60

112.35

4

<

4245				
1			101,416.51	7.23%
2			95,014.06	6.78%
3			59,341.29	4.23%
4			57,607.46	4.11%
5			55,061.98	3.93%
		/	58;.66304;	4804: '
4246 3/5				
1			13,980.11	8.59%
2			13,403.01	8.32%
3			11,291.72	7.31%
4			10,433.64	6.36%
5			10,173.50	5.96%
		/	7;.4:30;9	58076 '

7

6

2

<

	4246 3/5		4245		4244		4243	
	2.90	17.75	27.87	19.88	36.81	21.28	20.20	18.68
	4.39	26.87	47.56	33.92	67.82	39.20	38.23	35.36

%



	4246	3/5	4245	4244	4243
(/)		4.00	3.60	3.00	3.00
()		0.87	3.61	3.10	2.27
()		0.99	3.76	3.02	1.92

“ ”

b

1800

1

1%

2

3

2011 4 2

[2011]32

1,389.2

2024 3

15.41

8.2

~~3.67~~

3.65

1.86 \$, a " 180 /

1

\$ 2

		4246	3/5	4245	4244	4243
			85.31	442.34	492.00	618.00
			116.58	455.77	462.00	773.00
			364.14	470.37	549.00	322.00

2

4245

		22,965.25	10.54%
		61,833.14	28.37%
		10,373.45	4.76%
		62,917.10	28.87%
		9,129.67	4.19%
		389.43:083	98096 ' /

4246 3/5

		22,278.82	52.48%
		18,210.28	42.90%
		130.80	0.31%
		101.00	0.24%
		81.36	0.19%
		62.:24048	;8034 ' -

3

	4246 3/5				4245 3/34		
		51.94			17,249.76	32,966.95	32,989.84
	499.03	549.61	551.82		11,484.79	12,423.25	12,474.07
	2,660.20	1,629.54	1,676.62		36,021.94	24,202.86	24,735.49
	0.00	142.56	142.91		1,561.76	2,520.50	2,554.50
	153.52	188.83	189.51		0.00	1,643.96	1,648.77
	3,498.16	21,405.81	21,336.34		1,952.85	2,239.83	2,248.47
	23,163.01	39,264.11	39,305.11		16,702.72	100,416.79	100,821.41
	23,925.57	39,894.80	39,922.54		87,913.02	147,617.67	147,772.21
	2,757.18	3,364.96	3,434.07		4,025.47	45.24	53.44
	19.08	23.46	23.55		29,993.67	49,407.19	49,489.59
	0.00	10.05	10.09		7,401.94	8,771.31	9,008.79
	15,188.68	1,587.19	1,614.07		292.22	332.84	334.13
	9,253.63	1,025.85	1,042.22		0.00	160.01	160.63
	737.32	4,723.77	4,747.03		43,343.78	4,899.57	4,976.43
	738.36	1,247.64	1,264.38		10,893.89	1,484.28	1,503.53
	57,354.26	974.03	1,136.69		7,050.00	237.08	238.94
	16,211.10	6,254.90	6,340.98		4,734.46	1,389.16	1,467.81
					20,521.16	10,255.27	10,307.56
					5,083.14	9,459.07	9,526.56
					429.51	606.41	615.00
					258,700.00	94,758.05	96,234.80
					4,626.48	29,335.55	29,534.28
					6,016.08	9,980.57	10,030.82
				PTA	5,172.00	2,661.52	2,662.44
					93,516.64	5,916.67	6,100.47

					7,923.42	3,057.18	3,099.25
					259.07	530.97	538.84
					134.53	265.49	270.52
	378.37;032	344.55;027	344.9590;4		8:5.226052	779.7:7043	783.5; :083

2023 2024 1-3

4245

1		113,194.19	20.30%
2		78,925.52	14.15%
3		69,637.84	12.49%
4		49,407.19	8.86%
5			

2023 72

5

30

600,000.00

20

5

21 71

9.5%

160

7%

235,380.0

2021 007 0

30

1

2

3

4

5

;

6

7

8

9

10

11

40

		HSE	
2021	48	873	/
873	100		
2022	49	562	/
56	100		
2023	56	818	/

400 /

	9,983.61	2,601.23	7,382.38
21#-23#	1,980.00	1,807.27	172.73
	1,623.00	1,405.37	217.63
	2,000.00	1,211.96	788.04
	8,000.00	792.53	7,207.47
	27,590.46	706.75	26,883.71
	2,000.00	617.90	1,382.10

29.83

22.82

22.36

30%

2

100%

[2017]32

[2020]13

[2018]45

6328012019KF006

2.

					2
	1		20%		1
80%	1	50%			
	13.53		2024 3		6.97
	2.35		0.48		4.14
			[2019]29		
[2009]336			632827201601020		
	[2018]3				
5. 4					
			4 /		
	2		2		
70.99					21.30
	49.69	2024 3	1.69		
		2024			2025
					[2022]5
	[2023]18				
6328012024KF001			[2023]33		

+

+

+

+

1.

1

3

31.30%

21.30% 11.40%

64.00%

10.00%

83.00% 2013

				BPC			
		“	”	“	”		
	USGS	2022		6,400		K O	
	Nutrien	Uralkali	Belaruskali	Mosaic	K+S		
59.24%							
2018	-2023	1-9				54.00%	
60.00%	56.00%	58.00%	51.00%	65.1%		50.00%-	
60.00%			2019		900.00		
						2021	
			30.00%	27.00%	23.00%		
						500.00	
200.00				87.00%			
	“	”					
	150.00	/					
					“	”	
	2021			581.00		17.40%	
	71.80%		15.20%	2021			
	2021				2021	2	
	8.40%	2			2021		
2022						2022	4
		68.43%		1.99%			
2022					2023	7	
	57.03%		8.15%				
	2020						

2022 6,100.00-6,400.00
2021 7,000.00
2023
2023
1-6 532.05
6.14%
2022 12 29 2023 1 1
2023 1 1
0 1%
2.
1
Li
IA
“ ”
“ ”
USGS 2022
9,800.00 73%
53%
7% 2022 13.04 27.22%
81%

		24.60							
				20.50		84.00%			
				7.90					
				3,500.00					
		35,000.00		44.60%					
									75%
				2022					37.90
	57.92%	2022				50.50			
				37.90		13.60			
			68%	2022		1.04			
				2021					2022 11
		60	/	2022	11	11			
59.50	/	2020		10.02				58	/
2020		10.54		2021					
				2022	7				
				2023					
		2023	6					30	/
		2022	2023	8					
									/


		2022	
94.70	LCE	25.00%	63.10 LCE
28.20%			


0.30	2022	30.40	2021
1.06		3.61%	2022
2.93	9.20%		

2023	8	19	2023	8	25		
			898.21	/		0.40%	12.40%
2			917	/		0.70%	15.30%
		5,000.00-5,500.00			666.62	/	0.20%
6.80%		1/3	904	/			0.40%
13.70%							
2							

2015	63.80%	2022	56.2%
			2022
4.30%			

' \$





3,700.00	1.10
724.00	1

2021-2023

20

2021

2021

1 1

~~2021 1 1~~

	2020 12 31	2021 1 1
		21,161,083.83
	4,675,705,736.55	4,654,544,652.72
	973,637,904.53	750,438,379.66
	1,585,884,575.18	1,783,592,446.86
	436,592,626.42	462,084,279.61

3

2018 12 7
[2018]35

21 — 2018
!

2.2022

1

2022 11

16

2022

31

“ 16 ”

“ ”

—— 2022 1 1 15 “ ”

—— 2022 1 1 15 “ ”
2022 1 1
15

3.2023

2022 12 13 16 ()
(2022)31 16) 16
2023 1 1

16 16
()

2023 1 1

	2,106,767,883.94	2,106,767,883.94	
	46,024,517.14	46,171,445.21	146,928.07
	-22,975,199,474.78	-22,975,188,348.28	-29,566.77
	3,343,577,234.50	3,343,419,179.93	-117,361.30

	1,675,796,457.84	1,675,733,580.22	-62,877.62
	4,111,633,602.67	4,111,592,909.40	-40,693.27

()

%

ž

3

504244

1

2022

2

4244

	* ' +		
	61.00		2022-7-31
	-	-	2022-12-31

2

	2022/3/14	1.00	100.00%	
	2022/1/7	154,160,000.00	44.00%	

	2022/3/31		-	-400,637.76
	2022/1/7		-	343,280,311.80

3

604243

1

2021

3

)

4	22,571.12	74.45%
---	-----------	--------

5	60,000.00	83.34%
---	-----------	--------

6	2,000.00	100.00%
---	----------	---------

7	23,600.00	91.02%
---	-----------	--------

8	1,500.00	51.00%
---	----------	--------

Ç Ç 8

11 12,800.00 79.69%

2017 12 > 50% ?

12 124,224.99 59.75%

3



2,302,177.22	2,090,480.73	2,039,806.37	979,546.56
281,750.67	365,599.65	218,649.48	120,636.59
756,841.75	794,804.12	748,972.93	759,522.65
658,580.69	691,615.79	594,751.06	540,948.92
98,261.07	103,188.34	154,221.86	218,573.74
31,218.29	25,106.13	186,031.15	22,945.86
187,495.75	93,468.53	100,623.79	228,826.79
283,221.17	254,963.89	197,403.47	271,687.71
148,638.46	141,595.56	199,329.28	376,127.35
			906.76
1,518.80	1,549.56		

')

	1,374,974.77	1,384,900.17	1,028,695.19	661,745.54
	190,834.75	104,022.49	276,905.19	217,106.42
	682,611.44	756,631.13	871,192.70	1,321,944.98
	21,181.19	25,383.01	44,859.24	258,127.20
	5.3; ;:6705:	5.448.6720::	5.456.54:085	6.58; ;7;2028
	334,933.75	247,980.43	309,611.70	693,212.51
(
)				
	336,879.94	239,960.06	594,354.08	994,718.21
	9,901.46	9,606.91	3,157.90	4,115.28
	289,880.05	279,609.65	231,317.53	400,888.11
	54,370.69	54,370.69	69,700.23	74,910.99
	22,271.25	33,438.11	39,956.64	100,207.06
	15,251.24	4,901.47	4,602.45	3,859.50
	17,622.32	19,442.32	18,612.32	10,000.00
	3.2:3.332092	:: ;.52;086	3.493.5340:7	4.4:3.;33088
	6.492.;7802;	6.337.982074	6.727.86306:	8.873.723094
*				
+				
	775,300.00	775,300.00	587,000.00	587,000.00
	5,066,753.20	5,066,753.20	5,177,355.95	5,151,903.25
	-26,790.35	-26,790.35	-21,318.20	-14,924.77
28,2- (,				

09

21,483.60

115,898.08

212,493.84

251,592.94

310,701.65	1,424,105.85	1,358,923.21	1,559,269.84
57,608.73	225,635.16	271,000.03	294,057.62
55,485.76	444,599.23	681,018.59	276,220.17
103,354.52	302,618.32	349,737.85	567,072.24
749.372088			

239,717.78	1,015,397.34	1,302,483.86	1,611,176.79
840.00	64.66	226,244.39	239,543.75

116,359.59	116,359.59	116,359.59	126,359.59
52,000.00	52,000.00	52,000.00	52,000.00
1,320,056.28	1,314,229.81	1,168,407.48	6,032,143.12
4,699,043.41	4,699,043.41	4,798,792.86	100,881.46
51,926.13	51,926.13		

	36,875.88	42,978.29	51,839.84	33,088.63
	325.3360;5	58.:970::	64.;9:04;	73.:5;0:6

4246 5

4245

4244

%

	11	16		1		1,383.16			
	7	55		9		21,157.71	0		
	3	4.88		4		215,754.47	1		88
	77	6098		8:0		19,064.06	1		88
	4.895.8			32		34,347.22	2		7059
									322022

,416,214

2021

2022

2023

2024

3

12,555,113.31

12,125,001.25

12,416,205.08

28 88888 (

18

	1,956,980.37	1,793,521.87	660,706.07
	133,498.25	246,282.03	318,834.95
	4.2; 2.6: 2095	4.25; .: 28059	; 9; .768078

2

2021	2022	2023	2024	3
	120,636.59	218,649.48	365,599.65	281,750.67

2022		218,649.48	2021
98,012.89	81.25%		

2023		365,599.65	67.21%
		2024	3

2023 22.93%

2021	2022	2023
------	------	------

4245	4244	4243
365,599.65	218,649.48	120,636.59
587.7; ; 087		

16.29%

2024 3

2023

4.78%

4245**4244****4243**

691,615.79

590,524.89

534,165.82

-

4,237.34

6,137.44

-

-

64-61 ,

4245

%

	4245	
1	85,442.39	47.77
1 2	23,954.56	13.39
2 3	5,626.76	3.15
3	63,845.60	35.69
	39,108,053	322022

2023

4245

%

	41,993.10	23.48	33,459.35
	36,057.13	20.16	360.57
	8,208.77	4.59	8,208.77
	7,115.03	3.98	1,423.88
	6,045.51	3.38	60.46
	;;.63;077	7707;	65.735025

5

2021 2022 2023 2024 3

22,945.86 186,031.15 25,106.13 31,218.29

2022 2021 163,085.29

710.74%

2023 2022 160,925.02 86.50%

2024 3

2023 24.35%

6

2021 2022 2023 2024 3

	228,826.79	100,623.79	93,468.53	187,495.75
2022		100,623.79	2021	128,203.00
	56.03%			2023
)'			

4245	4244	4243
111,166.73	180,162.34	126,370.39
192,473.55	134,718.	

	216,899.72	112,562.64	104,337.08	55.31
	5;4.35;14;	374.829082	45;.75308;	322022

4245

	60,000.00	6,000.00	54,000.00	15.30%	
	55,000.00	550.00	54,450.00	14.03%	
	12,677.14	12,677.14	0.00	3.23%	
	5,607.82	4,968.77	639.05	1.43%	
3T	4,470.88	2,958.89	1,511.99	1.14%	
	359.9770:6	49.3760:2	332.823026	57035 '	

4245

	67,896.45	50,523.57	17,372.87	17.31%	
	46,147.69	200.15	45,947.54	11.77%	
	25,960.38	23,364.35	2,596.04	6.62%	
	14,600.00	7,300.00	7,300.00	3.72%	
	14,531.00	2,906.20	11,624.80	3.71%	
	38;.357074	:6.4;6048	:6.:63048	65035 '	

j

	4245	
	177.00	0.13
	363.7;7078	322022

9

2021	2022	2023	2024	3	
	0.00	0.00	322.59		4,250.00
	0%	0%	0.00%	0.03%	2024 3
	2023		1217.46%		

10

2021	2022	2023		\$
------	------	------	--	----

	13,561.39	12.66	332.39	0.18	1,720.51	0.52
	9.25	0.01	14.85	0.01	49.96	0.02
	2.19	0.00	1.50	-	0.18	-
	-	-	-	-	-	-
	5,200.00	4.85	12,990.78	6.86	-	-
	37.25	0.03	42.80	0.02	667.82	0.20
-	-	-	-	-	3,372.97	1.02
	329.37:032	322022	3: ;.659068	322022	553.76608:	322022

249,844.53

130,513.49

68,100.00

%

2021	2022	2023	2024	3
	208,813.03		4,966,537.87	4,878,809.05
4,868,104.05	2022			
4,966,537.87	2021	4,757,724.84		2,278.46%
	[2021]240			
49%	2021		49%	
		2022		
	2023			4,878,809.05
2022	87,728.82		1.77%	2024 3
	2023	0.22%		
	4245			
				%
			40,065.68	0.82
			500.00	0.01
			200.00	0.00
			100.00	0.00
			3,254.07	0.07
			35.60	0.00
			350.03	0.01
			300.00	0.01
			1,100.00	0.02
			151,851.03	3.11
			0.00	0.00
			4,613,924.83	94.57
			60,050.00	1.23

	1.00	0.00
	1.00	0.00
	1.00	0.00
	1.00	0.00
	100.00	0.00
	5,000.00	0.10
	1.00	0.00
	4.50	0.00
	300.00	0.01
	97.81	0.00
	4.50	0.00
	250.00	0.01
	1,015.00	0.02
	300.00	0.01
	6.:9:..:2;027	322022

1

2

2021

2022

2024

1,446,062,643.50

1,452,183.3

61,712,568

7,836,768.15

90%

1,245,915,232.04

1,244,198,831.37

7.99 /

14.63%

1,618,495,094.79

6

2021

2022

2023

2024

3

2,159,917.44

1,142,440.48

1,198,536.53

1,184,596.49

2022

2021

1,017,476.96

47.11%

2023

2022

56,096.05

4.91%

2024

3

2023

1.16%

7

2021

2022

2023

2024

3

e

4243 4244 4245

4245

4244

4243

		4245			4244			4243		
		-	-	-	-	-	-	1,908.60	-	1,908.60
		-	-	-	-	-	-	355.85	-	355.85
		-	-	-	-	-	-	216,907.96	214,739.89	2,168.07
		-	-	-	-	-	-	813.85	813.85	-
		-	-	-	-	-	-	4,644.52	4,586.36	58.16
10m3		-	-	-	-	-	-	2,229.37	-	2,229.37
		-	-	-	-	-	-	18.31	-	18.31
		-	-	-	-	-	-	38.75	-	38.75
		-	-	-	-	-	-	29,100.50	2,912.62	26,187.88
		6,155.77	-	6,155.77	2,144.68	-	2,144.68	-	-	-
4	/	13,743.22	-	13,743.22	442.29	-	442.29	-	-	-
		303.26	-	303.26	102.57	-	102.57	-	-	-
		243.35	-	243.35	81.13	-	81.13	-	-	-
		9,488.93	-	9,488.93	62.44	-	62.44	-	-	-
		102.44	-	102.44	22.96	-	22.96	-	-	-
		272.71	-	272.71	12.74	-	12.74	-	-	-
		4,219.70	-	4,219.70	1.62	-	1.62	-	-	-
		54.47	-	54.47	54.47	-	54.47	-	-	-
		-	-	-	236.00	-	236.00	-	-	-
		60.65	-	60.65	35.94	-	35.94	-	-	-

8			5,342.43
4,898.55	12,027.08	14,175.83	2023
2022	7,128.54	145.52%	

9			301,738.26
215,746.55	201,760.27	199,305.45	2022
2021	85,991.71	28.50%	

20,385.15			0.24%	0.17%	0.15%	0.16%
2022		21,157.71		2021		9,312.39
	30.56%					2023
		19,166.43		2022		1,991.28
9.41%				2024		3

	-	-	12,087.24
	-	-	8,446.55
	3,588.38	3,588.38	3,588.38
	24.69	23.22	19.68
	424.53	424.53	424.53
	40,694.25	40,694.25	40,694.25
-	15,412.96	15,412.96	25,350.44
-	47,000.00	47,000.00	47,000.00
	314,699.80		
	1,152.66	1,3	

336,879.94	7.89	239,960.06	5.83	594,354.08	13.19	994,718.21	14.95
9,901.46	0.23	9,606.91	0.23				

2021	2022	2023	2024	3		
287,555.84		174,793.46	152,528.36		141,051.61	
			4.32%	3.88%	3.71%	3.30% 2022
	2021	112,762.38			39.21%	2023
	2022	22,265.10			12.74%	
					2024	3
2023	7.52%					
3						
2021	2022	2023	2024	3		
418,102.						

	2021	2022	2023	2024	
				104,022.49	2022 2024 3
					62.43%
2023			46%		
	6				
2021	2022	2023	2024	3	
	661,745.54	1,028,695.19	1,384,900.17	= y	1,374,974.77
		9.95%	22.83%	33.65%	32.19%
2022				1,028,695.19	2021
	366,949.65	55.45%			
					2023
			1,384,900.17		2022
356,204.98		34.63%			

1

2021

2022

	3			2016		2021
16	MTN001	16	MTN001		5.00%	

2024 3 33,438.11 2022 6,518.53 2023 16.31%
 2023 33.40%

6

2021 2022 2023 2024 3
 3,859.50 4,602.45 4,901.47 15,251.24
 2024 3 2023 10,349.77
 211.16%

7

2021 2022 2023 2024 3
 10,000.00 18,612.32 19,442.32 17,622.32
 0.15% 0.41% 0.47% 0.41%
 2022 2021
 0.86 86.00%
 2022 12 31
 2023
 2022 830.00 4.46%
 0.6
 2024 3 2023 9.36%

%

	4246 5		4245		4244		4243	
	775,300.00	9.23	775,300.00	9.34	587,000.00	7.70	587,000.00	9.94
	5,066,753.20	60.30	5,066,753.20	61.04	5,177,355.95	67.95	5,151,903.25	87.27

	-26,790.35	-0.32	-26,790.35	-0.32	-21,318.20	-0.28	-14,924.77	-0.25
	28,263.57	0.34	28,263.57	0.34	28,640.08	0.38	31,939.42	0.54
	33,799.95	0.40	33,799.95	0.41	33,799.95	0.44	33,799.95	0.57
	-1,000,708.47	-11.91	-1,009,502.61	-12.16	-1,056,802.61	-13.87	-1,345,953.06	-22.80
	4,876,617.90	58.04	4,867,823.75	58.65	4,748,675.17	62.32	4,443,764.80	75.27
	3,526,068.90	41.96	3,432,620.81	41.35	2,870,684.60	37.68	1,459,846.79	24.73
	:.624.8:80:2	322022	:.522.666078	322022	9.83;.57;099	322022	7.;25.83307;	322022

2022 2021 1,715,748.18

29.06%

2023 2022 681,084.79

8.94%

2022 2021 1,410,837.81

96.64% 2022

2022

1,556,459.23 28.92 11.61%

88.39%

1,375,754.31 2023 2022

561,936.21 19.57% 2023

2024 3 2023 2.72%

2021 2022 2023 2024 3

-14,924.77 -21,318.20 -26,790.35 -26,790.35


2022 -21,318.20 2021 6,393.43

42.84% 2023

2022 5,472.15 25.67%

	1,271.65	25,949.28	12,694.35	14,824.47
	111,276.69	915,424.45	2,328,121.57	415,347.72
	115.64	64,577.74	4,792.95	4,769.89
	3,226.01	6,201.10	146,219.89	108,361.45
	108,166.32	973,801.10	2,186,694.63	311,756.16
	101,643.75	830,745.67	1,988,141.55	285,337.16
	21.34	26.28	41.57	7.62
	1.22	10.44	6.29	1.73
	31.24	42.43	54.72	30.27

8WΛ2@ΛB'—# ь ƉΛ Λ@!•





4. m



47,126.00€

348,118.56

9\$ q̂ I
CDE\$ 2500ño G— 0018Ó'G ENIA

2022

2022

7

6

2022

10 > 28

66,960,403

1.23%

26.51

2023

2023



		2023	2022	60.68%
		2023		
6.				
			4,769.89	4,792.95
64,577.74	115.64	2023		2022
1247.35%	2023			
		4245	4244	4243
		5,378.01	179.90	1,499.85
		11.16	10.74	819.48

1

103,658.21 2022

1.77 2023

2022

95.76% 2022

2023

	4245	4244	4243
	1,334.93	9,813.69	27,706.29
	1,965.14	2,686.53	205.43
	0.00	17,700.89	-
	-	103,658.21	-
/	2,578.97	1,798.65	64,493.86
	-	65.1	50.89
	1,159	179.8	78.24
	7,778	5,579.94	10,042.82
	90.5	84.94	5,783.92
	8.425%	7.643%	32.583167

8.

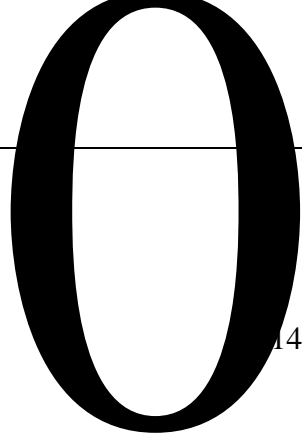
*

f

o

f

5.98	2022				
	1				
		10.37			14.00
		5,558.47			
9.					
				-	-
352,795.38	-21,746.91	-4,398.20	936.51	2021	
	“	”	216,223.24		
2022		2021	331,048.47		
93.84%					
		2021		2021	
		2023			202



	453.5680;8	/78.626028	3.449.76508:	44:.785082
	1,731,733.82	1,788,137.89	560,594.20	332,030.60
	3.;85.2:209:	3.953.9550:4	3.9: :.3590: ;	782.7;6042

778,605.61

2,070,013.81 1,315,237.12 2022

2021 1,291,408.20 165.86%

2023

2022

					52.98%	37.16%	33.15%
33.70%				0.71	1.20	1.20	1.29
	0.62	1.14	1.16	1.24			EBITDA
726,278.93		2,522,614.00		1,249,155.24			175,786.26
EBITDA		2.85	10.74	7.45	5.71		

2.

					10.47	25.66	24.56
4.73					6.19	7.53	10.68
					0.28	0.39	0.26
							0.04

1	
2	
1	
2	
3	
4	
5	
6	
7	
8	
9	
10	
11	
12	
13	
14	
15	
16	
17	
18	
19	
20	
21	
22	
23	
24	
25	
26	
27	
28	
29	
30	
31	
1	

		4245	4244	4243
			117,616.95	92,087.26
			60,162.56	13,872.84
			6,878.15	112,339.60
			0.44	-
			-	25,867.31
			-	10,303.74
			-	2,604.75
			-	505.51
			-	306.95
			-	45.07
			-	5.93
		360.74	-	
		5;9.23:055	:24.6570:2	:94.297022

2.

1

4245**4244****4243**

41,993.10 33,459.15 87,200.55 36,645.70 99,467.85 37,148.62

- - 4,295.53 214.78

14,529.73 7,264.86 - -

2

	4245	4244	4243
	2,423,848.00	599,564.00	-
	-	14,566.98	363,703.27
	-	-	6,230.22
	13,196,067.90	-	653,200.00
	-	-	131,614.87
	764,324.25	-	-
	5.00	5.00	5.00
	-	-	17,000.00
	37,720.44	43,782.51	46,898.72
	-	-	103.00
	46.01	66.90	-
	606.12	94.75	-

3.

-

/

†

19.12%

13.13%

2023

42.22%

14.03%

24.75%

2024 3

39.31%

			4,000.00		2029/12/25[1]
			10,000.00		2025/3/24[1]
			15,000.00		2024/3/24[1]
			10,295.00		2026/12/22
			5,363.00		2024/7/27
			49,000.00		2025/6/15
			430.00		2024/11/28
			10,000.00		2025/9/26
			12,500.00		2025/9/27
			15,000.00		2024/7/5
			120,000.00		2025/6/20
			78,500.00		2025/6/20
			11,800.00		2026/9/26
			3,200.00		2024/5/19
			567.2 : 022		

1

2018

2020 6 19

2024 3 24

2024 3

--	--	--	--	--	--	--

<https://www.chinamoney.com.cn/>

2023

2023年12月31日
 2022年12月31日
 2022

20

2021

2021

4243034053	4243034053	4243034053	
12,555,113.31	10,564,684.62	-1,990,428.69	-15.85%
6,651,501.72	4,736,798.61	-1,914,703.11	-28.79%
5,903,611.59	5,827,886.00	-75,725.58	-1.28%
3,744,293.56	2,497,510.05	-1,246,783.51	-33.30%
2,611,025.31	1,465,743.63	-1,145,281.68	-43.86%
415,347.72	668,619.69	253,271.97	60.98%
778,605.61	158,709.		

2024

2023)

11 6

2

2 01

1.

2.

()

100%

100%

3,000

902,529,145.26

“ ”

1,446,062,643.50

1,452,116,883.34

61,712,38

7,836,768.15

90%

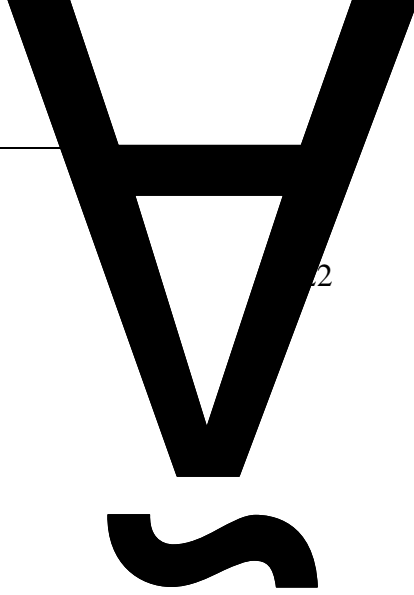
[Redacted]

2024

[Redacted]

2

2022 12 21



1.

2024 5 7

()

()

(

)

2.

11.61%

10
2024

25

2023-07-28 @


16		4.00	0.54	3.46
17		5.70	3.48	2.22
18		3.95	3.61	0.34
		56;044	3270;7	465049

2019 9 30
 15 MTN001 16 MTN001 2019 9 30
 2019 9
 30 2020 1 20
 2020 4 20

(x\$)






“12 01”
 “12 01” 62,942.48
 203,574.65 4,994.69 888.62
 12 01 2022 6 20
 “15 MTN001” “16 MTN001”
 “15 MTN001” 10,000.00 “15
 MTN001” 190,000.00 2,341.34
 “16 MTN001” 29,775.89 “16 MTN001”
 120,224.11 1,254.73 2022 12 21

176
 D O S



50.00
50.00


50.0




11	14	CP001	1.00	5.00	30.00	2014-10-10	2015-10-10	-
12	13	MTN002	15.00	7.20	30.00	2013-11-25	2028-11-25	0.70
13	13	MTN001	15.00	6.38	30.00			

33	15	CP001		1.00	3.85	18.50	2015-06-10	2016-06-09	-
34	12	01		7.00	5.70	50.00	2013-03-06	2019-09-30	-

15 MTN001 16 MTN001
 2023 12 18
 15 MTN001 16 MTN001 2023 12 8
 “15 MTN001” 10,000.00 “15
 MTN001” 190,000.00 2,341.34
 “16 MTN001” 29,775.89 “16 MTN001”
 120,224.11 1,254.73
 15 MTN001 16 MTN001 5
 0% 0% 20% 30% 50% 2022 12 21
 15 MTN001 16 MTN001
 2022 20.00% 2023 12 21
 15 MTN001 16
 MT001 2023 30% 2024
 50%
 15 MTN002
 2020 9 30 15 MTN002
 2020 11 5 15
 2020 10 30 15 MTN002
 2020 11 5
 15 MTN002 6 10
 6
 300.00
 6 10



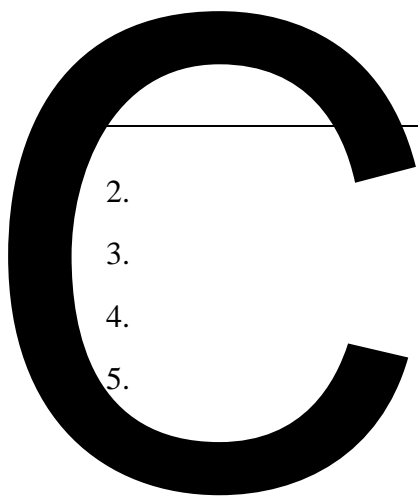
2024



2016 36

2016 23

2016 5 1



2024

2.

3.

4.

5.

20%

2021 11 26

2021 34 2021

11 7 2025 12 31

1988 10 1



1.

Ö

4.

5.

6.

1.

1

;

2

;

3

5.

6.

$1/3$

1.

2.

3.

4.

$1/2$

1.

5

;

2. 2

1.

2.

3.

1.

2.

2021

0971-6124998

0971-6124998

qinghaiguotou@163.com

32

A 13




2.

2024

3AxD ROKø T •\$t'Ë

4.



11.

12.

13.

14.

10%

20%

15.

16.

17.

18.

19.

20.

21.

22.

23.

24.

25.

1.

4

2.

2

3.

3

9

1

010-85409688

69

362098758@qq.com

1.

2.

3.

4.

10%

5.

30%

1.

2.

3.

4.

30%

5.

10%

1.

2.

3.

10%

4.

10%

5.

10%

6.

7.

8.

9.



,° 1

?

U

†

- 1.
- 2.
- 3.
- 4.

1/2

3

4.

2.

128

5 501

0971-6156036

0971-6124998

69

010-85409688

010-85126513

2

20 1 SOHOB 20

010-51423818

010-51423816

2

021-63326662

021-63326661

17

010-57896722 010-57896516

010-57896726

2024 CP100

(本页无正文，为《青海省国有资产管理集团有限公司
资产证券化发行说明书》之盖章页)

青